


LESSON PLAN

SUB: PR-2 GARMENT MANUFACTURE TECHNOLOGY LAB


BRANCH: - TEXTILE ENGG.


SEMESTER:6TH


NAME OF FACULTY: SMT. RASHMI REKHA PATEL, SR. LECT



**GOVERNMENT POLYTECHNIC,
BHADRAK**


01.02.2025
Hod(I/C), Textile Engg.


01.02.2025
Academic Co-ordinator


01.02.2025
Principal
Govt. Polytechnic, Bhadrak

LESSON PLAN

DEPARTMENT OF TEXTILE ENGG, GOVT. POLYTECHNIC, BHADRAK

SUBJECT: GARMENT MANUFACTURE TECH. LAB Periods: 4 per week SEMESTER: 6th

NAME OF FACULTY: SMT. RASHMI REKHA PATEL, SR. LECT ACADEMIC YEAR: 2024-2025

Semester From date: 04.02.2025 To Date: 17.05.2025 No. of weeks: 15

Week	Class Day	Practical Topics
1st	1st	Flat pattern techniques – developing paper patterns : Basic blocks of upper & lower garments
	2nd	Flat pattern techniques – developing paper patterns : Basic blocks of upper & lower garments
	3rd	Flat pattern techniques – developing paper patterns : Basic blocks of upper & lower garments
	4th	Flat pattern techniques – developing paper patterns : Basic blocks of upper & lower garments
2nd	1st	Flat pattern techniques – developing paper patterns : Basic blocks of upper & lower garments
	2nd	Flat pattern techniques – developing paper patterns : Basic blocks of upper & lower garments
	3rd	Flat pattern techniques – developing paper patterns : Basic blocks of upper & lower garments
	4th	Flat pattern techniques – developing paper patterns : Basic blocks of upper & lower garments
3rd	1st	Flat pattern techniques – developing paper patterns : Basic blocks of upper & lower garments
	2nd	Flat pattern techniques – developing paper patterns : Basic blocks of upper & lower garments
	3rd	Flat pattern techniques – developing paper patterns : Basic blocks of upper & lower garments
	4th	Flat pattern techniques – developing paper patterns : Basic blocks of upper & lower garments
4th	1st	Flat pattern techniques – developing paper patterns : Basic blocks of upper & lower garments
	2nd	Flat pattern techniques – developing paper patterns : Basic blocks of upper & lower garments
	3rd	Flat pattern techniques – developing paper patterns : Basic blocks of upper & lower garments
	4th	Flat pattern techniques – developing paper patterns : Basic blocks of upper & lower garments
5th	1st	Flat pattern techniques – developing paper patterns : Basic blocks of upper & lower garments
	2nd	Flat pattern techniques – developing paper patterns : Basic blocks of upper & lower garments
	3rd	Flat pattern techniques – developing paper patterns : Basic blocks of upper & lower garments
	4th	Flat pattern techniques – developing paper patterns : Basic blocks of upper & lower garments
6th	1st	Flat pattern techniques – developing paper patterns : Basic blocks of upper & lower garments
	2nd	Flat pattern techniques – developing paper patterns : Basic blocks of upper & lower garments
	3rd	Flat pattern techniques – developing paper patterns : Basic blocks of upper & lower garments
	4th	Flat pattern techniques – developing paper patterns : Basic blocks of upper & lower garments
7th	1st	Flat pattern techniques – developing paper patterns : Basic blocks of upper & lower garments
	2nd	Flat pattern techniques – developing paper patterns : Basic blocks of upper & lower garments

8th	3rd	Flat pattern techniques – developing paper patterns ; Basic blocks of upper & lower garments
	4th	Flat pattern techniques – developing paper patterns ; Basic blocks of upper & lower garments
	1st	Flat pattern techniques – developing paper patterns ; Basic blocks of upper & lower garments
	2nd	Flat pattern techniques – developing paper patterns ; Basic blocks of upper & lower garments
	3rd	Adaptation of the body blocks into stylized garments – patterns with different kinds of sleeves, collars etc
	4th	Adaptation of the body blocks into stylized garments – patterns with different kinds of sleeves, collars etc
	1st	Adaptation of the body blocks into stylized garments – patterns with different kinds of sleeves, collars etc
	2nd	Adaptation of the body blocks into stylized garments – patterns with different kinds of sleeves, collars etc
9th	3rd	Adaptation of the body blocks into stylized garments – patterns with different kinds of sleeves, collars etc
	4th	Adaptation of the body blocks into stylized garments – patterns with different kinds of sleeves, collars etc
	1st	Adaptation of the body blocks into stylized garments – patterns with different kinds of sleeves, collars etc
	2nd	Adaptation of the body blocks into stylized garments – patterns with different kinds of sleeves, collars etc
10th	3rd	Adaptation of the body blocks into stylized garments – patterns with different kinds of sleeves, collars etc
	4th	Adaptation of the body blocks into stylized garments – patterns with different kinds of sleeves, collars etc
	1st	Adaptation of the body blocks into stylized garments – patterns with different kinds of sleeves, collars etc
	2nd	Adaptation of the body blocks into stylized garments – patterns with different kinds of sleeves, collars etc
11th	3rd	Adaptation of the body blocks into stylized garments – patterns with different kinds of sleeves, collars etc
	4th	Adaptation of the body blocks into stylized garments – patterns with different kinds of sleeves, collars etc
	1st	Adaptation of the body blocks into stylized garments – patterns with different kinds of sleeves, collars etc
	2nd	Adaptation of the body blocks into stylized garments – patterns with different kinds of sleeves, collars etc
12th	3rd	Adaptation of the body blocks into stylized garments – patterns with different kinds of sleeves, collars etc
	4th	Adaptation of the body blocks into stylized garments – patterns with different kinds of sleeves, collars etc
	1st	Adaptation of the body blocks into stylized garments – patterns with different kinds of sleeves, collars etc
	2nd	Adaptation of the body blocks into stylized garments – patterns with different kinds of sleeves, collars etc
13th	3rd	Pattern grading
	4th	Pattern grading
	1st	Pattern grading
	2nd	Pattern grading
14th	3rd	Pattern grading
	4th	Pattern grading
	1st	Pattern grading
	2nd	Pattern grading
15th	3rd	Pattern grading
	4th	Pattern grading
	1st	Pattern grading
	2nd	Pattern grading